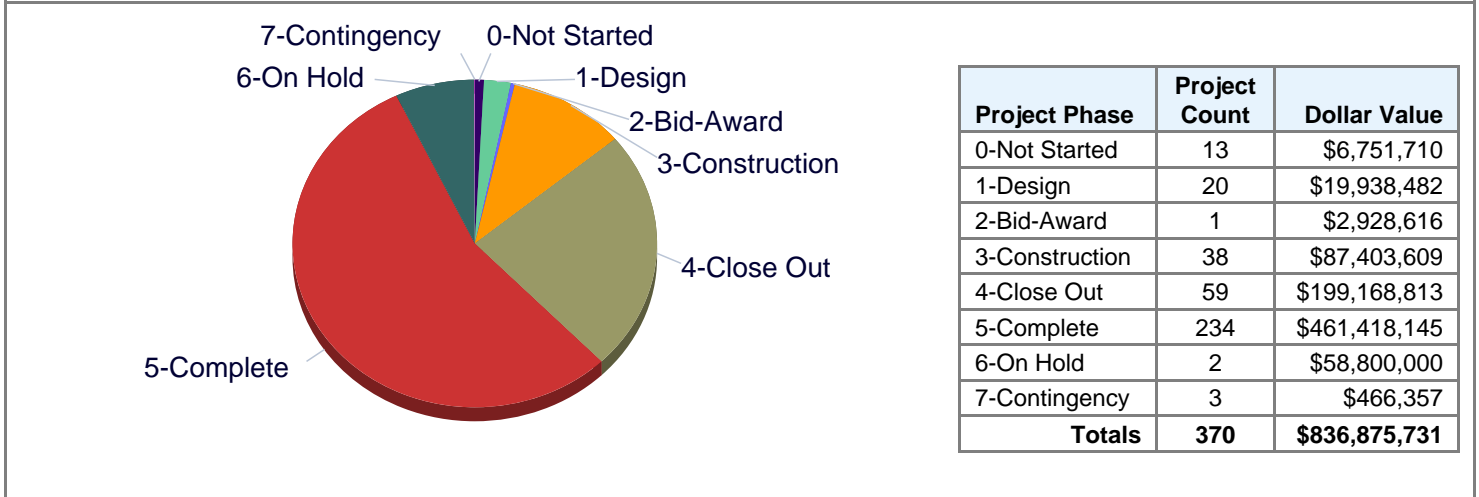


2018 Capital Improvement Program

Program Dollar Value by Phase



Program Narrative

The 2018 Capital Improvement Program includes the 5B bond voted on and passed in November of 2018.

95% of defined bond projects have been initiated as of March 2024.

Occupancy Deadlines At-Risk

| Priority | Facility Name | Project ID | Project name | Finish Date | |
|----------|---------------|------------|--------------|-------------|----------|
| | | | | Target | Forecast |

Program Contingency and Remaining Funds

| Program Contingency (Unallocated) | Forecast Remaining Funds in Projects | Net Remaining Program Funds |
|-----------------------------------|--------------------------------------|-----------------------------|
| \$466,357 | (\$11,556) | \$454,801 |

2018 Capital Improvement Program - Project Detail

| Fiscal Plan Year: 2026 | | Work Progress | | Budget Summary | | | |
|--------------------------|---------|---------------|---------------------|---------------------|------------|------------|-------|
| Project Description | Phase | % | Original | Current | Variance | Haz-Mat | Notes |
| Leyden Rock New School | On Hold | 0% | \$29,400,000 | \$29,400,000 | \$0 | \$0 | |
| West Lakewood New School | On Hold | 0% | \$29,400,000 | \$29,400,000 | \$0 | \$0 | |
| 2026 Subtotals: | | | \$58,800,000 | \$58,800,000 | \$0 | \$0 | |

| Fiscal Plan Year: 2025 | | Work Progress | | Budget Summary | | | |
|--|-------------|---------------|--------------------|---------------------|--------------------|------------|-------|
| Project Description | Phase | % | Original | Current | Variance | Haz-Mat | Notes |
| Chatfield HS FF&E | Not Started | 0% | \$37,500 | \$37,500 | \$0 | \$0 | |
| Drake MS FF&E | Not Started | 0% | \$126,000 | \$126,000 | \$0 | \$0 | |
| Normandy ES FF&E | Not Started | 0% | \$393,750 | \$393,750 | \$0 | \$0 | |
| Pennington ES FF&E | Not Started | 0% | \$68,250 | \$68,250 | \$0 | \$0 | |
| Reallocation of Great Work Montessori Charter Budget | Not Started | 0% | \$0 | \$3,744,412 | \$3,744,412 | \$0 | |
| Secrest ES FF&E | Not Started | 0% | \$357,000 | \$357,000 | \$0 | \$0 | |
| Stevens ES FF&E | Not Started | 0% | \$79,800 | \$79,800 | \$0 | \$0 | |
| Swanson ES FF&E | Not Started | 0% | \$498,750 | \$498,750 | \$0 | \$0 | |
| Ute Meadows ES FF&E | Not Started | 0% | \$52,500 | \$52,500 | \$0 | \$0 | |
| Van Arsdale ES FF&E | Not Started | 0% | \$444,150 | \$444,150 | \$0 | \$0 | |
| Warder ES FF&E | Not Started | 0% | \$400,973 | \$400,973 | \$0 | \$0 | |
| West Woods ES FF&E | Not Started | 0% | \$39,375 | \$39,375 | \$0 | \$0 | |
| Westgate ES FF&E | Not Started | 0% | \$509,250 | \$509,250 | \$0 | \$0 | |
| Wheat Ridge HS Efficiency & Future Ready Phase 2 | Design | 0% | \$0 | \$6,000,000 | \$6,000,000 | \$0 | DB,SC |
| Glennon Heights ES FF&E | Cancelled | 0% | \$294,000 | \$0 | (\$294,000) | \$0 | R |
| Moore MS FF&E | Cancelled | 0% | \$710,850 | \$0 | (\$710,850) | \$0 | R |
| 2025 Subtotals: | | | \$4,012,148 | \$12,751,710 | \$8,739,562 | \$0 | |

| Fiscal Plan Year: 2024 | | Work Progress | | Budget Summary | | | |
|---|--------------|---------------|-------------|----------------|-------------|---------|-------|
| Project Description | Phase | % | Original | Current | Variance | Haz-Mat | Notes |
| Bergen Valley ES FF&E | Design | 0% | \$78,750 | \$405,000 | \$326,250 | \$0 | |
| Coal Creek Canyon K-8 Evacuation Shelter | Design | 100% | \$0 | \$104,000 | \$104,000 | \$0 | |
| Edgewater ES FF&E | Design | 0% | \$504,000 | \$368,750 | (\$135,250) | \$0 | |
| Evergreen HS FF&E | Design | 0% | \$1,260,000 | \$1,260,000 | \$0 | \$0 | |
| Evergreen HS Recommissioning | Design | 60% | \$46,800 | \$61,800 | \$15,000 | \$0 | |
| F DW FF&E Allocation 2024 | Design | 0% | \$0 | \$56,200 | \$56,200 | \$0 | |
| F DW LED Lighting 2024 4-ES 1-MS 8-HS 2-Other | Design | 38% | \$0 | \$101,920 | \$101,920 | \$0 | |
| Falcon Bluffs MS FF&E | Design | 1% | \$136,500 | \$310,500 | \$174,000 | \$0 | |
| Long View HS FF&E | Design | 0% | \$136,500 | \$62,738 | (\$73,762) | \$0 | |
| Mandalay MS FF&E | Design | 1% | \$725,550 | \$725,550 | \$0 | \$0 | |
| Miller Special School Replacement | Design | 21% | \$0 | \$8,000,000 | \$8,000,000 | \$0 | DB |
| South Lakewood ES FF&E | Design | 0% | \$89,250 | \$226,494 | \$137,244 | \$0 | |
| Westridge ES FF&E | Design | 0% | \$525,000 | \$582,816 | \$57,816 | \$0 | |
| Warren Tech Central Efficiency & Future Ready | Bid-Award | 0% | \$2,928,616 | \$2,928,616 | \$0 | \$0 | |
| Bradford K-8 North Efficiency & Future Ready | Construction | 13% | \$224,003 | \$472,640 | \$248,638 | \$0 | |
| Bradford K-8 South Efficiency & Future Ready | Construction | 10% | \$163,904 | \$452,368 | \$288,464 | \$0 | |
| Columbine Hills ES Secure Entry | Construction | 8% | \$0 | \$1,094,990 | \$1,094,990 | \$0 | |
| F DW Fire Alarm Upgrades 2-HS | Construction | 0% | \$0 | \$1,310,840 | \$1,310,840 | \$0 | SC |
| F DW Security Glass 2024 13-ES 2-MS 2-HS 6-Other | Construction | 28% | \$9,857 | \$234,000 | \$224,143 | \$9,857 | |
| Fairmount ES Efficiency & Future Ready | Construction | 5% | \$1,366,995 | \$1,188,409 | (\$178,586) | \$0 | |
| Free Horizon Montessori Efficiency & Future Ready | Construction | 16% | \$174,682 | \$376,871 | \$202,189 | \$0 | |
| Lawrence ES Receiving School Upgrades | Construction | 9% | \$0 | \$675,000 | \$675,000 | \$0 | R |
| Leawood ES Efficiency & Future Ready | Construction | 10% | \$769,639 | \$959,063 | \$189,424 | \$0 | |
| McLain Community HS Efficiency & Future Ready | Construction | 14% | \$737,211 | \$778,894 | \$41,683 | \$0 | |

JEFFCO PUBLIC SCHOOLS
Construction Management
Status of Projects by Program



| Fiscal Plan Year: 2024 | | Work Progress | | Budget Summary | | | |
|--|--------------|---------------|---------------------|---------------------|----------------------|-----------------|-------|
| Project Description | Phase | % | Original | Current | Variance | Haz-Mat | Notes |
| Meiklejohn ES Efficiency & Future Ready | Construction | 10% | \$200,300 | \$340,177 | \$139,876 | \$0 | |
| N Arvada MS Receiving School Upgrades | Construction | 7% | \$0 | \$470,974 | \$470,974 | \$0 | R |
| Normandy ES Efficiency & Future Ready | Construction | 15% | \$796,345 | \$1,056,509 | \$260,164 | \$0 | |
| Parmalee ES Admin Office Ventilation | Construction | 85% | \$0 | \$356,200 | \$356,200 | \$0 | |
| Pomona 6-12 Receiving School Upgrades | Construction | 9% | \$0 | \$1,845,000 | \$1,845,000 | \$0 | R |
| Rooney Ranch ES Efficiency & Future Ready | Construction | 19% | \$118,680 | \$165,291 | \$46,611 | \$0 | |
| West Woods ES Efficiency & Future Ready | Construction | 7% | \$1,896,098 | \$1,749,373 | (\$146,725) | \$0 | |
| Eiber ES HazMat Contract Settlement | Close Out | 100% | \$0 | \$17,804 | \$17,804 | \$59,730 | |
| F DW 2023 Hail Damage Repair 4-ES 1-HS | Close Out | 100% | \$0 | \$9,568 | \$9,568 | \$0 | |
| Anderson Preschool Efficiency & Future Ready | Cancelled | 0% | \$117,794 | \$0 | (\$117,794) | \$0 | |
| Bergen Meadow ES Efficiency & Future Ready | Cancelled | 0% | \$5,410,742 | \$0 | (\$5,410,742) | \$0 | R |
| Bergen Meadow ES FF&E | Cancelled | 0% | \$3,463 | \$0 | (\$3,463) | \$0 | R |
| Edgewater ES Addition | Cancelled | 0% | \$4,200,000 | \$0 | (\$4,200,000) | \$0 | |
| Irwin Preschool Efficiency & Future Ready | Cancelled | 0% | \$52,535 | \$0 | (\$52,535) | \$0 | |
| Litz Preschool Efficiency & Future Ready | Cancelled | 0% | \$77,479 | \$0 | (\$77,479) | \$0 | |
| Molholm ES Addition | Cancelled | 0% | \$3,675,000 | \$0 | (\$3,675,000) | \$0 | R |
| Mount Evans OELS FF&E | Cancelled | 0% | \$0 | \$0 | \$0 | \$0 | |
| Oberon MS Addition | Cancelled | 0% | \$3,700,000 | \$0 | (\$3,700,000) | \$0 | |
| 2024 Subtotals: | | | \$30,125,693 | \$28,817,943 | (\$1,377,337) | \$69,587 | |

| Fiscal Plan Year: 2023 | | Work Progress | | Budget Summary | | | |
|---|--------------|---------------|-------------|----------------|--------------|---------|-------|
| Project Description | Phase | % | Original | Current | Variance | Haz-Mat | Notes |
| F DW FF&E Allocation | Design | 100% | \$0 | \$293,710 | \$293,710 | \$0 | |
| F DW Modular Bldg Removal 2023 | Design | 103% | \$0 | \$238,101 | \$238,101 | \$0 | |
| NATC Joyce Replacement | Design | 100% | \$0 | \$165,404 | \$165,404 | \$0 | |
| Oberon MS FF&E | Design | 21% | \$500,000 | \$500,000 | \$0 | \$0 | |
| Stober ES Addition FF&E | Design | 71% | \$0 | \$136,500 | \$136,500 | \$0 | R |
| Wheat Ridge HS FF&E | Design | 0% | \$0 | \$339,000 | \$339,000 | \$0 | |
| Bergen Valley ES Addition | Construction | 33% | \$0 | \$11,007,643 | \$11,007,643 | \$0 | R |
| Charter New America School General Upgrades | Construction | 93% | \$0 | \$643,444 | \$643,444 | \$0 | PI |
| Connections Learning Center Efficiency & Future Ready | Construction | 98% | \$239,900 | \$261,900 | \$22,000 | \$0 | |
| DW Mechanical 2023 1-ES 2-Other | Construction | 83% | \$2,224,981 | \$2,939,849 | \$714,868 | \$0 | SC |
| Drake MS Efficiency & Future Ready | Construction | 37% | \$841,473 | \$900,759 | \$59,286 | \$0 | |
| Evergreen HS Site & Utilities Upgrades | Construction | 76% | \$281,129 | \$203,845 | (\$77,284) | \$0 | |
| F DW Athletic Field Lighting 16-HS | Construction | 4% | \$0 | \$7,838,941 | \$7,838,941 | \$0 | DB |
| F DW CO Detection Upgrades 6-ES 1-HS | Construction | 96% | \$0 | \$559,412 | \$559,412 | \$0 | SC |
| F DW Receiving School Upgrades 11-ES | Construction | 97% | \$0 | \$6,233,945 | \$6,233,945 | \$0 | R |
| Little ES FF&E | Construction | 100% | \$361,200 | \$137,376 | (\$223,824) | \$0 | R |
| Oberon MS Efficiency & Future Ready | Construction | 89% | \$3,656,042 | \$4,298,094 | \$642,053 | \$0 | MC |
| Prospect Valley ES Addition FF&E | Construction | 94% | \$0 | \$222,500 | \$222,500 | \$0 | R |
| Rose Stein ES Efficiency & Future Ready | Construction | 96% | \$161,200 | \$2,063,736 | \$1,902,536 | \$0 | R |
| Stober ES Addition & Kitchen Upgrades | Construction | 86% | \$0 | \$6,821,960 | \$6,821,960 | \$0 | R |
| Swanson ES Efficiency & Future Ready | Construction | 88% | \$2,147,580 | \$2,695,519 | \$547,939 | \$2,238 | MC |
| Weber ES Efficiency & Future Ready | Construction | 53% | \$584,296 | \$3,192,050 | \$2,607,754 | \$0 | R |
| Alameda HS Kitchen Renovation | Close Out | 99% | \$0 | \$245,164 | \$245,164 | \$0 | |
| Campbell ECE Center FF&E | Close Out | 100% | \$341,250 | \$170,942 | (\$170,308) | \$0 | R |
| Campbell ES Efficiency & Future Ready | Close Out | 100% | \$419,655 | \$2,609,694 | \$2,190,039 | \$0 | R |
| F DW Mechanical 2023 1-ES | Close Out | 100% | \$0 | \$1,323,190 | \$1,323,190 | \$0 | MC |
| F DW Network Upgrades 2023 | Close Out | 94% | \$222,204 | \$775,584 | \$553,381 | \$0 | SC |
| Fremont ES Receiving School Upgrades | Close Out | 100% | \$0 | \$354,897 | \$354,897 | \$0 | R |
| G DW Network Upgrades 2023-Cost Xfer | Close Out | 100% | \$4,777,796 | \$4,777,796 | \$0 | \$0 | |

| Fiscal Plan Year: 2023 | Work Progress | | Budget Summary | | | | |
|---|---------------|------|---------------------|---------------------|---------------------|------------------|-------|
| Project Description | Phase | % | Original | Current | Variance | Haz-Mat | Notes |
| Ken Caryl MS Efficiency & Future Ready | Close Out | 100% | \$1,481,690 | \$1,953,314 | \$471,624 | \$149,877 | MC |
| Kendallvue ES Efficiency & Future Ready | Close Out | 100% | \$1,456,006 | \$1,572,297 | \$116,291 | \$0 | R |
| Lasley ES Receiving School Upgrades | Close Out | 97% | \$0 | \$2,886,334 | \$2,886,334 | \$0 | R |
| Little ES Efficiency & Future Ready | Close Out | 100% | \$495,396 | \$887,748 | \$392,353 | \$0 | |
| Lukas ES Receiving School Upgrades | Close Out | 100% | \$0 | \$1,030,772 | \$1,030,772 | \$0 | R |
| Mount Carbon ES Efficiency & Future Ready | Close Out | 100% | \$407,158 | \$640,626 | \$233,468 | \$0 | |
| Pennington ES Efficiency & Future Ready | Close Out | 100% | \$563,546 | \$920,227 | \$356,681 | \$0 | |
| Sierra ES Efficiency & Future Ready | Close Out | 98% | \$670,442 | \$1,111,504 | \$441,063 | \$0 | R |
| Sobesky Academy Efficiency & Future Ready | Close Out | 100% | \$514,568 | \$698,162 | \$183,594 | \$0 | |
| South Lakewood ES Efficiency & Future Ready | Close Out | 100% | \$437,988 | \$583,444 | \$145,456 | \$0 | |
| Stony Creek ES FF&E | Close Out | 100% | \$420,000 | \$209,116 | (\$210,884) | \$0 | |
| Summit Ridge MS Efficiency & Future Ready | Close Out | 99% | \$1,333,476 | \$1,389,339 | \$55,862 | \$0 | |
| Van Arsdale ES Efficiency & Future Ready | Close Out | 99% | \$977,492 | \$1,276,319 | \$298,827 | \$0 | |
| Weber ES FF&E | Close Out | 100% | \$0 | \$105,014 | \$105,014 | \$0 | R |
| Anderson ECE Center FF&E | Complete | 100% | \$0 | \$37,637 | \$37,637 | \$0 | R |
| Bear Creek K-8 Efficiency & Future Ready | Complete | 100% | \$418,216 | \$617,109 | \$198,893 | \$0 | |
| Coal Creek Canyon K-8 Efficiency & Future Ready | Complete | 100% | \$1,089,185 | \$158,299 | (\$930,886) | \$0 | |
| Deer Creek MS Efficiency & Future Ready | Complete | 100% | \$423,075 | \$692,181 | \$269,106 | \$0 | |
| Dunstan MS Efficiency & Future Ready | Complete | 100% | \$543,922 | \$1,039,775 | \$495,853 | \$0 | MC |
| Edgewater ES Efficiency & Future Ready | Complete | 100% | \$447,984 | \$819,612 | \$371,628 | \$11,973 | |
| Falcon Bluffs MS Efficiency & Future Ready | Complete | 100% | \$1,034,312 | \$1,127,084 | \$92,772 | \$0 | |
| Glennon Heights ES Efficiency & Future Ready | Complete | 100% | \$1,053,403 | \$44,370 | (\$1,009,033) | \$0 | R |
| Governor's Ranch ES Efficiency & Future Ready | Complete | 100% | \$591,967 | \$760,802 | \$168,835 | \$0 | |
| H DW Playgrounds 2023 2-ES | Complete | 100% | \$94,664 | \$291,628 | \$196,964 | \$0 | |
| Molholm ES Efficiency & Future Ready | Complete | 100% | \$2,620,273 | \$126,881 | (\$2,493,392) | \$0 | R |
| Moore MS Efficiency & Future Ready | Complete | 100% | \$1,246,643 | \$204,786 | (\$1,041,857) | \$0 | |
| Parr ES Efficiency & Future Ready | Complete | 100% | \$288,500 | \$2,264 | (\$286,236) | \$0 | R |
| Peiffer ES Efficiency & Future Ready | Complete | 100% | \$530,436 | \$8,533 | (\$521,903) | \$0 | R |
| Prospect Valley ES Addition | Complete | 100% | \$0 | \$6,923,267 | \$6,923,267 | \$0 | R, DB |
| Red Rocks ES FF&E | Complete | 100% | \$231,000 | \$373,049 | \$142,049 | \$0 | |
| Thomson ES FF&E | Complete | 100% | \$84,000 | \$17,008 | (\$66,992) | \$0 | R |
| Warren Tech Central Efficiency & Future Ready | Complete | 100% | \$274,904 | \$274,904 | \$0 | \$0 | |
| 20th and Hoyt - NOT ON LIST Efficiency & Future Ready | Cancelled | 0% | \$0 | \$0 | \$0 | \$0 | |
| Coal Creek Canyon K-8 FF&E | Cancelled | 0% | \$0 | \$0 | \$0 | \$0 | |
| Great Work Montessori Charter General Upgrades | Cancelled | 0% | \$3,744,412 | \$0 | (\$3,744,412) | \$0 | |
| Molholm ES FF&E | Cancelled | 0% | \$68,250 | \$0 | (\$68,250) | \$0 | R |
| Peiffer ES FF&E | Cancelled | 0% | \$651,000 | \$0 | (\$651,000) | \$0 | R |
| 2023 Subtotals: | | | \$40,952,616 | \$90,898,450 | \$49,781,746 | \$164,088 | |

| Fiscal Plan Year: 2022 | Work Progress | | Budget Summary | | | | |
|--|---------------|------|----------------|--------------|-----------|---------|--------|
| Project Description | Phase | % | Original | Current | Variance | Haz-Mat | Notes |
| Emory ES Efficiency & Future Ready | Construction | 96% | \$2,261,031 | \$2,254,877 | (\$6,153) | \$0 | |
| Lakewood HS Efficiency & Future Ready | Construction | 100% | \$2,046,141 | \$2,199,330 | \$153,190 | \$0 | |
| Shaffer ES Efficiency & Future Ready | Construction | 100% | \$434,372 | \$1,059,839 | \$625,467 | \$0 | AC |
| Wheat Ridge HS Efficiency & Future Ready | Construction | 66% | \$13,848,732 | \$14,498,861 | \$650,129 | \$0 | MC, SC |
| Arvada West HS Efficiency & Future Ready | Close Out | 100% | \$1,038,715 | \$1,659,251 | \$620,535 | \$0 | BC |
| Bear Creek High HS Efficiency & Future Ready | Close Out | 100% | \$1,138,341 | \$1,266,817 | \$128,476 | \$0 | |
| Blue Heron ES Efficiency & Future Ready | Close Out | 100% | \$489,889 | \$756,926 | \$267,038 | \$0 | |
| Charter Doral Academy New Site & School | Close Out | 89% | \$3,090,152 | \$3,746,074 | \$655,922 | \$0 | PI |
| Charter Rocky Mtn Academy Evergreen General Upgrades | Close Out | 100% | \$0 | \$640,289 | \$640,289 | \$0 | PI |
| Creighton MS Efficiency & Future Ready | Close Out | 100% | \$876,001 | \$1,273,220 | \$397,218 | \$0 | |
| G DW Elevator Upgrades 2022 1-ES 1-MS 1-HS | Close Out | 100% | \$0 | \$300,745 | \$300,745 | \$0 | |
| G DW LED Lighting 2022 8-ES 4-MS 2-HS 3-Other | Close Out | 100% | \$2,725,479 | \$3,155,615 | \$430,137 | \$0 | |

| Fiscal Plan Year: 2022 Project Description | Work Progress | | Budget Summary | | | | |
|--|---------------|------|----------------|--------------|---------------|-----------|------------|
| | Phase | % | Original | Current | Variance | Haz-Mat | Notes |
| G DW Modular Bldg Removal 2022 7-ES 1-Other | Close Out | 100% | \$0 | \$476,809 | \$476,809 | \$0 | |
| G DW Network Upgrades 2022 | Close Out | 100% | \$0 | \$14,162,068 | \$14,162,068 | \$0 | DB |
| Golden HS Efficiency & Future Ready | Close Out | 100% | \$535,812 | \$519,054 | (\$16,759) | \$0 | |
| Mortensen ES Efficiency & Future Ready | Close Out | 100% | \$538,997 | \$1,142,123 | \$603,127 | \$0 | AC |
| Mt Evans OELS Efficiency & Future Ready | Close Out | 100% | \$3,210,190 | \$5,582,344 | \$2,372,154 | \$0 | MC, UC, SC |
| Red Rocks ES Efficiency & Future Ready | Close Out | 100% | \$1,260,562 | \$1,152,259 | (\$108,302) | \$29,940 | |
| Secrest ES Efficiency & Future Ready | Close Out | 100% | \$407,894 | \$633,817 | \$225,923 | \$5,785 | |
| Slater ES Efficiency & Future Ready | Close Out | 100% | \$1,325,059 | \$1,509,918 | \$184,859 | \$0 | |
| Standley Lake HS FF&E | Close Out | 100% | \$1,377,600 | \$1,309,238 | (\$68,362) | \$0 | |
| Ute Meadows ES Efficiency & Future Ready | Close Out | 100% | \$794,084 | \$804,228 | \$10,145 | \$0 | |
| Warder ES Efficiency & Future Ready | Close Out | 100% | \$512,728 | \$1,300,220 | \$787,492 | \$22,899 | MC,SC |
| Weber ES Walk-In Freezer | Close Out | 100% | \$63,000 | \$40,382 | (\$22,618) | \$0 | |
| Westgate ES Efficiency & Future Ready | Close Out | 100% | \$1,094,042 | \$1,739,206 | \$645,164 | \$27,610 | MC, SC |
| Windy Peak OELS Efficiency & Future Ready | Close Out | 100% | \$3,340,982 | \$2,899,686 | (\$441,297) | \$0 | |
| Bergen Valley ES Efficiency & Future Ready | Complete | 100% | \$277,506 | \$633,269 | \$355,763 | \$0 | |
| Carmody MS Eff & Future Rdy 2nd Floor | Complete | 100% | \$0 | \$101,679 | \$101,679 | \$0 | |
| Charter Woodrow Wilson Academy General Upgrades | Complete | 100% | \$0 | \$642,138 | \$642,138 | \$0 | PI |
| Colorow ES Efficiency & Future Ready | Complete | 100% | \$1,813,115 | \$280,270 | (\$1,532,845) | \$0 | R |
| D'Evelyn Jr/Sr FF&E | Complete | 100% | \$0 | \$122,236 | \$122,236 | \$0 | |
| Elk Creek ES Efficiency & Future Ready | Complete | 100% | \$590,686 | \$693,139 | \$102,453 | \$0 | |
| Elk Creek ES FF&E | Complete | 100% | \$0 | \$295,733 | \$295,733 | \$0 | |
| Evergreen MS FF&E | Complete | 100% | \$114,000 | \$123,298 | \$9,298 | \$0 | |
| Fairmount Mechanical & LED Upgrades | Complete | 100% | \$176,070 | \$150,977 | (\$25,093) | \$0 | |
| G DW Flooring 2022-I 5-ES 3-MS | Complete | 100% | \$1,720,830 | \$1,943,339 | \$222,509 | \$255,158 | |
| G DW Flooring 2022-II 7-ES | Complete | 100% | \$1,460,855 | \$1,519,780 | \$58,925 | \$545,782 | |
| G DW Mechanical 2022 3-ES | Complete | 100% | \$4,597,740 | \$4,416,683 | (\$181,057) | \$0 | |
| G DW Paving 2022 5-ES 1-MS | Complete | 100% | \$1,135,050 | \$1,117,332 | (\$17,718) | \$0 | |
| G DW Playground 2022-I 4-ES | Complete | 100% | \$564,500 | \$953,213 | \$388,713 | \$0 | |
| G DW Playground 2022-II 2-ES | Complete | 100% | \$147,000 | \$346,132 | \$199,132 | \$0 | |
| G DW Roofing 2022 4-ES 1-MS | Complete | 100% | \$2,850,746 | \$2,804,350 | (\$46,395) | \$30,340 | |
| G DW Security Glass 2022 7-ES 1-MS 1-HS 1-Other | Complete | 100% | \$72,000 | \$42,356 | (\$29,644) | \$0 | |
| Green Mountain ES Efficiency & Future Ready | Complete | 100% | \$634,629 | \$1,136,291 | \$501,662 | \$38,963 | SC |
| Jeffco Open School FF&E | Complete | 100% | \$9,660 | \$81,531 | \$71,871 | \$0 | |
| Long View HS Efficiency & Future Ready | Complete | 100% | \$240,710 | \$363,796 | \$123,085 | \$16,618 | |
| Mandalay MS Efficiency & Future Ready | Complete | 100% | \$771,454 | \$918,538 | \$147,084 | \$0 | |
| Marshdale ES FF&E | Complete | 100% | \$1,000,000 | \$514,994 | (\$485,006) | \$0 | |
| Mitchell ES Efficiency & Future Ready | Complete | 100% | \$558,434 | \$866,519 | \$308,086 | \$0 | |
| North Arvada MS Efficiency & Future Ready | Complete | 100% | \$2,392,923 | \$2,725,925 | \$333,001 | \$0 | |
| North Arvada MS FF&E | Complete | 100% | \$735,000 | \$229,396 | (\$505,604) | \$0 | |
| Peck ES Efficiency & Future Ready | Complete | 100% | \$276,140 | \$373,965 | \$97,825 | \$0 | |
| Peck ES FF&E | Complete | 100% | \$483,000 | \$159,634 | (\$323,366) | \$0 | R |
| Powderhorn ES FF&E | Complete | 100% | \$0 | \$701,690 | \$701,690 | \$0 | FFE |
| Prospect Valley ES FF&E | Complete | 100% | \$401,409 | \$684,067 | \$282,658 | \$0 | |
| Ralston Valley HS FF&E | Complete | 100% | \$0 | \$398,644 | \$398,644 | \$0 | |
| Shelton ES Efficiency & Future Ready | Complete | 100% | \$1,309,323 | \$1,289,927 | (\$19,396) | \$0 | |
| Stevens ES Efficiency & Future Ready | Complete | 100% | \$624,688 | \$715,080 | \$90,392 | \$0 | |
| Stony Creek ES Efficiency & Future Ready | Complete | 100% | \$736,204 | \$724,785 | (\$11,418) | \$0 | |
| Swanson ES Playground Upgrades | Complete | 100% | \$175,000 | \$178,679 | \$3,679 | \$0 | |
| Thomson ES Efficiency & Future Ready | Complete | 100% | \$664,090 | \$980,485 | \$316,395 | \$97,380 | |
| Vanderhoof ES FF&E | Complete | 100% | \$0 | \$48,033 | \$48,033 | \$0 | |

| Fiscal Plan Year: 2022 | Work Progress | | Budget Summary | | | | |
|---|---------------|------|---------------------|---------------------|---------------------|--------------------|--------|
| Project Description | Phase | % | Original | Current | Variance | Haz-Mat | Notes |
| Warren Tech North Efficiency & Future Ready | Complete | 100% | \$425,202 | \$1,119,744 | \$694,542 | \$19,784 | MC,EC |
| West Jeff ES Efficiency & Future Ready | Complete | 100% | \$178,130 | \$379,171 | \$201,040 | \$0 | |
| Wilmore Davis ES Efficiency & Future Ready | Complete | 100% | \$1,100,225 | \$1,503,715 | \$403,490 | \$0 | MC, SC |
| Wilmore-Davis ES FF&E | Complete | 100% | \$218,850 | \$136,870 | (\$81,980) | \$0 | R |
| West Jefferson MS FF&E Phase II (cancelled) | Cancelled | 0% | \$0 | \$0 | \$0 | \$0 | |
| 2022 Subtotals: | | | \$70,864,972 | \$99,590,861 | \$27,635,630 | \$1,090,259 | |

| Fiscal Plan Year: 2021 | Work Progress | | Budget Summary | | | | |
|--|---------------|------|----------------|--------------|---------------|-----------|--------|
| Project Description | Phase | % | Original | Current | Variance | Haz-Mat | Notes |
| Charter Compass Montessori Golden General Upgrades | Close Out | 100% | \$0 | \$640,767 | \$640,767 | \$0 | PI |
| Charter Two Roads Arvada General Upgrades | Close Out | 100% | \$0 | \$637,573 | \$637,573 | \$0 | PI |
| D'Evelyn Jr-Sr HS Addition | Close Out | 99% | \$870,082 | \$6,407,788 | \$5,537,706 | \$0 | SC, DB |
| G DW LED Lighting 2021 11-ES | Close Out | 100% | \$1,835,700 | \$1,566,874 | (\$268,826) | \$2,440 | |
| Jeffco Open School Efficiency & Future Ready | Close Out | 100% | \$9,700,287 | \$12,143,362 | \$2,443,074 | \$187,125 | MC |
| Marshdale ES Replace School | Close Out | 101% | \$20,000,000 | \$18,742,250 | (\$1,257,750) | \$103,965 | UC, EC |
| Prospect Valley ES Replace School | Close Out | 100% | \$20,000,000 | \$22,269,508 | \$2,269,508 | \$430,138 | MC, UC |
| Ralston Valley HS Addition & General Upgrades | Close Out | 100% | \$7,625,513 | \$8,462,468 | \$836,955 | \$0 | MC |
| Standley Lake HS Addition & General Upgrades | Close Out | 100% | \$8,033,020 | \$8,033,020 | \$0 | \$0 | |
| Alameda Int'l Jr-Sr HS FF&E | Complete | 100% | \$378,000 | \$911,087 | \$533,087 | \$0 | FFE |
| Allendale ES Efficiency & Future Ready | Complete | 100% | \$752,628 | \$60,252 | (\$692,376) | \$0 | |
| Allendale ES FF&E | Complete | 100% | \$365,872 | \$71,409 | (\$294,464) | \$0 | |
| Bell MS FF&E | Complete | 100% | \$225,000 | \$787,916 | \$562,916 | \$0 | FFE |
| CTE South FF&E | Complete | 100% | \$500,000 | \$199,432 | (\$300,568) | \$0 | |
| Carmody MS Efficiency & Future Ready | Complete | 100% | \$1,589,108 | \$1,863,863 | \$274,754 | \$23,327 | |
| Carmody MS FF&E | Complete | 100% | \$94,500 | \$400,363 | \$305,863 | \$0 | |
| Chatfield HS Efficiency & Future Ready | Complete | 100% | \$2,736,353 | \$3,053,667 | \$317,314 | \$0 | |
| Columbine HS FF&E | Complete | 100% | \$1,470,000 | \$1,308,175 | (\$161,825) | \$0 | |
| Dakota Ridge HS Efficiency & Future Ready | Complete | 100% | \$3,162,502 | \$3,179,950 | \$17,448 | \$0 | |
| Deane ES Efficiency & Future Ready | Complete | 100% | \$847,878 | \$609,560 | (\$238,318) | \$12,521 | |
| Dennison ES Efficiency & Future Ready | Complete | 100% | \$966,488 | \$1,053,290 | \$86,802 | \$87,945 | |
| Dennison ES FF&E | Complete | 100% | \$42,840 | \$520,475 | \$477,635 | \$0 | FFE |
| Deviny ES Efficiency & Future Ready | Complete | 100% | \$745,596 | \$954,282 | \$208,686 | \$15,009 | |
| Deviny ES FF&E | Complete | 100% | \$105,000 | \$344,658 | \$239,658 | \$0 | |
| Evergreen HS Renovation & General Upgrades | Complete | 100% | \$9,855,564 | \$9,873,283 | \$17,719 | \$565,824 | |
| Evergreen MS Renovation & Upgrades | Complete | 100% | \$7,606,755 | \$7,324,938 | (\$281,817) | \$201,784 | |
| Everitt MS Efficiency & Future Ready | Complete | 100% | \$3,000,921 | \$2,891,753 | (\$109,168) | \$91,559 | |
| Everitt MS FF&E | Complete | 100% | \$297,500 | \$271,898 | (\$25,602) | \$0 | |
| Fitzmorris ES Efficiency & Future Ready | Complete | 100% | \$1,059,436 | \$990,847 | (\$68,589) | \$20,910 | |
| Fitzmorris ES FF&E | Complete | 100% | \$110,250 | \$295,485 | \$185,235 | \$0 | |
| Foster ES FF&E | Complete | 100% | \$498,750 | \$303,351 | (\$195,399) | \$0 | |
| G DW Field Improvements 2021 1-ES 4-HS | Complete | 100% | \$2,887,500 | \$11,410,643 | \$8,523,143 | \$0 | SC |
| G DW Flooring 2021 5-ES | Complete | 100% | \$1,306,266 | \$1,666,209 | \$359,943 | \$0 | |
| G DW Mechanical 2021 5-ES | Complete | 100% | \$2,924,250 | \$4,114,555 | \$1,190,305 | \$81,480 | SC |
| G DW Modular Bldg Removal 2021 5-ES | Complete | 100% | \$0 | \$201,014 | \$201,014 | \$0 | |
| G DW Paving 2021 3-ES | Complete | 100% | \$682,500 | \$603,614 | (\$78,886) | \$0 | |
| G DW Playgrounds 2021 9-ES | Complete | 100% | \$692,475 | \$1,993,267 | \$1,300,792 | \$0 | MC,SC |
| G DW Roofing 2021 5-ES | Complete | 100% | \$1,887,929 | \$1,659,341 | (\$228,588) | \$0 | |
| G DW Security Glass 2021 6-ES 5-MS 1-HS | Complete | 100% | \$96,000 | \$50,086 | (\$45,914) | \$0 | |
| Golden HS Doors Replacement | Complete | 100% | \$263,486 | \$257,443 | (\$6,043) | \$0 | |

| Fiscal Plan Year: 2021 | Work Progress | | Budget Summary | | | | |
|---|---------------|------|----------------------|----------------------|---------------------|--------------------|-------|
| Project Description | Phase | % | Original | Current | Variance | Haz-Mat | Notes |
| Green Mountain ES FF&E | Complete | 100% | \$38,663 | \$134,641 | \$95,978 | \$0 | |
| H DW Elevator Upgrades 2021 6-ES 7-MS 9-HS 4-Other | Complete | 100% | \$0 | \$308,220 | \$308,220 | \$0 | |
| Jefferson Academy Charter Debt Repayment | Complete | 100% | \$0 | \$1,281,894 | \$1,281,894 | \$0 | PI |
| Jefferson Jr-Sr HS FF&E | Complete | 100% | \$0 | \$144,466 | \$144,466 | \$0 | |
| Kullerstrand ES Efficiency & Future Ready | Complete | 100% | \$1,143,045 | \$1,184,548 | \$41,503 | \$97,555 | |
| Kullerstrand ES FF&E | Complete | 100% | \$147,000 | \$245,268 | \$98,268 | \$0 | |
| Kyffin ES Efficiency & Future Ready | Complete | 100% | \$4,144,305 | \$3,764,961 | (\$379,344) | \$84,114 | |
| Kyffin ES FF&E | Complete | 100% | \$341,250 | \$368,699 | \$27,449 | \$0 | |
| Lasley ES Efficiency & Future Ready | Complete | 100% | \$632,859 | \$639,300 | \$6,441 | \$11,149 | MC |
| Lasley ES FF&E | Complete | 100% | \$441,000 | \$140,271 | (\$300,729) | \$0 | |
| Lawrence ES Efficiency & Future Ready | Complete | 100% | \$2,443,566 | \$2,110,024 | (\$333,542) | \$0 | |
| Lumberg ES FF&E | Complete | 100% | \$551,250 | \$516,204 | (\$35,046) | \$0 | |
| Manning School FF&E | Complete | 100% | \$21,105 | \$391,779 | \$370,674 | \$0 | |
| Maple Grove ES Efficiency & Future Ready | Complete | 100% | \$807,121 | \$723,322 | (\$83,799) | \$28,360 | |
| Maple Grove ES FF&E | Complete | 100% | \$194,250 | \$289,580 | \$95,330 | \$0 | |
| Miller Special School Efficiency & Future Ready | Complete | 100% | \$1,616,366 | \$1,663,231 | \$46,865 | \$4,947 | |
| Parmalee ES FF&E | Complete | 100% | \$168,000 | \$172,959 | \$4,959 | \$0 | |
| Patterson Cottages Efficiency & Future Ready | Complete | 100% | \$360,591 | \$258,407 | (\$102,184) | \$28,458 | |
| Patterson International Efficiency & Future Ready | Complete | 100% | \$526,229 | \$595,884 | \$69,655 | \$32,212 | |
| Pomona HS FF&E | Complete | 100% | \$1,050,000 | \$452,957 | (\$597,043) | \$0 | |
| Powderhorn ES Addition & General Upgrades | Complete | 100% | \$5,876,860 | \$6,184,263 | \$307,402 | \$15,600 | |
| Ryan ES Efficiency & Future Ready | Complete | 100% | \$1,213,833 | \$1,201,999 | (\$11,834) | \$0 | |
| Ryan ES FF&E | Complete | 100% | \$362,250 | \$334,842 | (\$27,408) | \$0 | |
| Sheridan Green ES Efficiency & Future Ready | Complete | 100% | \$851,758 | \$1,267,442 | \$415,684 | \$0 | |
| Sheridan Green ES FF&E | Complete | 100% | \$473,550 | \$173,067 | (\$300,483) | \$0 | |
| Slater ES Asbestos Abatement | Complete | 100% | \$0 | \$0 | \$0 | \$5,850 | |
| Stott ES Efficiency & Future Ready | Complete | 100% | \$826,580 | \$878,236 | \$51,656 | \$87,872 | |
| Vanderhoof ES Efficiency & Future Ready | Complete | 100% | \$1,707,668 | \$2,141,485 | \$433,817 | \$134,165 | |
| Wayne Carle MS FF&E | Complete | 100% | \$182,000 | \$152,624 | (\$29,376) | \$0 | |
| Westridge ES Efficiency & Future Ready | Complete | 100% | \$418,174 | \$457,776 | \$39,602 | \$0 | |
| Jefferson Acad. Elementary Charter | Cancelled | 0% | \$640,682 | \$0 | (\$640,682) | \$0 | |
| 2021 Subtotals: | | | \$142,395,905 | \$168,662,374 | \$23,912,162 | \$2,354,307 | |

| Fiscal Plan Year: 2020 | Work Progress | | Budget Summary | | | | |
|---|---------------|------|----------------|--------------|-------------|-----------|----------|
| Project Description | Phase | % | Original | Current | Variance | Haz-Mat | Notes |
| Charter Rocky Mountain Deaf School General Upgrades | Construction | 92% | \$3,090,152 | \$3,831,033 | \$740,881 | \$0 | PI |
| Charter Montessori Peaks Academy General Upgrades | Close Out | 100% | \$3,090,152 | \$3,834,456 | \$744,304 | \$0 | PI |
| H DW Network Upgrades 66-ES 15-MS 15-HS 30-Other | Close Out | 100% | \$7,000,000 | \$7,437,932 | \$437,932 | \$0 | |
| Adams ES Efficiency & Future Ready | Complete | 100% | \$1,053,714 | \$991,491 | (\$62,223) | \$0 | |
| Arvada HS FF&E | Complete | 100% | \$1,417,500 | \$1,063,645 | (\$353,855) | \$0 | |
| Arvada K-8 Efficiency & Future Ready | Complete | 100% | \$2,094,864 | \$1,957,848 | (\$137,015) | \$245,688 | |
| Bell MS Addition & General Upgrades | Complete | 100% | \$6,877,348 | \$6,948,575 | \$71,227 | \$88,323 | |
| Belmar ES Efficiency & Future + Paving | Complete | 100% | \$690,210 | \$848,999 | \$158,790 | \$85,281 | |
| Belmar School of Integ. Arts FF&E | Complete | 100% | \$78,750 | \$374,494 | \$295,744 | \$0 | |
| Brady Exploration School Efficiency & Future Ready | Complete | 100% | \$1,752,517 | \$1,914,897 | \$162,380 | \$0 | |
| CTE South New Bldg | Complete | 100% | \$10,000,000 | \$10,131,754 | \$131,754 | \$0 | |
| Charter Compass Montessori Wheat Ridge General Upgrades | Complete | 100% | \$3,090,152 | \$2,652,177 | (\$437,974) | \$0 | CC,PI |
| Charter Excel Academy Charter School General Upgrades | Complete | 100% | \$3,090,152 | \$3,831,583 | \$741,431 | \$0 | PI |
| Charter Lincoln Academy Charter School General Upgrades | Complete | 100% | \$3,090,152 | \$3,827,478 | \$737,326 | \$0 | PI |
| Charter New America School New Building (formerly General | Complete | 100% | \$3,090,152 | \$3,146,962 | \$56,810 | \$0 | PI |
| Columbine Hills ES Efficiency & Future Ready | Complete | 100% | \$820,608 | \$1,030,910 | \$210,302 | \$18,306 | |
| Conifer HS Addition & General Upgrades | Complete | 100% | \$7,550,789 | \$10,438,428 | \$2,887,639 | \$0 | MC,UC,OB |
| Conifer HS FF&E | Complete | 100% | \$892,500 | \$928,551 | \$36,051 | \$0 | |
| Coronado ES Efficiency & Future Ready | Complete | 100% | \$2,377,700 | \$2,211,237 | (\$166,463) | \$11,023 | |

JEFFCO PUBLIC SCHOOLS
Construction Management
Status of Projects by Program



| Fiscal Plan Year: 2020 | Work Progress | | Budget Summary | | | | |
|---|---------------------|-------|----------------|--------------|--------------|-----------|----------|
| | Project Description | Phase | % | Original | Current | Variance | Haz-Mat |
| Coronado ES FF&E | Complete | 100% | \$525,000 | \$192,990 | (\$332,010) | \$0 | |
| Dunstan MS Technology Upgrades | Complete | 100% | \$18,000 | \$15,416 | (\$2,584) | \$0 | |
| Dutch Creek ES Efficiency & Future Ready | Complete | 100% | \$1,101,361 | \$1,238,749 | \$137,388 | \$38,240 | |
| Dutch Creek ES FF&E | Complete | 100% | \$472,500 | \$146,847 | (\$325,653) | \$0 | |
| Eiber ES Efficiency & Future Ready | Complete | 100% | \$1,016,502 | \$1,382,154 | \$365,653 | \$128,504 | |
| Eiber ES FF&E | Complete | 100% | \$598,500 | \$248,332 | (\$350,168) | \$0 | |
| Foothills ES Efficiency & Future Ready | Complete | 100% | \$883,658 | \$1,127,680 | \$244,022 | \$51,404 | |
| Foothills ES FF&E | Complete | 100% | \$378,000 | \$137,254 | (\$240,746) | \$0 | |
| Foster ES Addition & General Upgrades | Complete | 100% | \$5,364,815 | \$5,875,454 | \$510,639 | \$203,716 | SC |
| Fremont ES Efficiency & Future Ready | Complete | 100% | \$1,038,912 | \$1,087,700 | \$48,788 | \$102,186 | |
| Fremont ES FF&E | Complete | 100% | \$157,500 | \$322,246 | \$164,746 | \$0 | |
| Green Gables ES Efficiency & Future Ready | Complete | 100% | \$1,477,970 | \$1,471,253 | (\$6,717) | \$71,513 | |
| Green Gables ES FF&E | Complete | 100% | \$399,000 | \$95,144 | (\$303,856) | \$0 | |
| Green Mountain HS FF&E | Complete | 100% | \$1,417,500 | \$1,038,636 | (\$378,864) | \$0 | |
| H 581 Conference Place Reopen Phase 2 | Complete | 100% | \$0 | \$506,698 | \$506,698 | \$0 | UC,ED,SC |
| H DW Elevator Upgrades 3-ES 5-MS 3-HS 2-Other | Complete | 100% | \$58,568 | \$370,908 | \$312,340 | \$0 | |
| H DW Field Improvements 11-HS | Complete | 100% | \$8,400,000 | \$19,162,749 | \$10,762,749 | \$172,216 | SC,19M |
| H DW Fire Sprinklers Replacement 3-ES 1-MS 1-Other | Complete | 100% | \$139,253 | \$128,389 | (\$10,863) | \$0 | |
| H DW Flooring 2020-I 2-ES 2-Other | Complete | 100% | \$600,430 | \$642,980 | \$42,550 | \$47,252 | |
| H DW Flooring 2020-II 4-ES | Complete | 100% | \$411,604 | \$395,793 | (\$15,811) | \$58,547 | |
| H DW HVAC 2020 2-ES 1-Other | Complete | 100% | \$1,926,540 | \$2,082,151 | \$155,611 | \$35,165 | |
| H DW IT Cameras 2020 24-ES 6-MS 9-HS 14-Other | Complete | 100% | \$878,600 | \$862,398 | (\$16,202) | \$0 | |
| H DW LED Lighting - Interior 17-ES 1-Other | Complete | 100% | \$2,781,920 | \$2,881,698 | \$99,778 | \$31,522 | |
| H DW Modular Bldg Removal 2020 8-ES 1-MS 1-HS | Complete | 100% | \$0 | \$445,625 | \$445,625 | \$0 | |
| H DW Paving 2020-I 2-ES 1-MS | Complete | 100% | \$225,750 | \$311,775 | \$86,025 | \$0 | |
| H DW Paving 2020-II 3-ES 1-Other | Complete | 100% | \$509,250 | \$532,621 | \$23,371 | \$0 | |
| H DW Playgrounds 2020 8-ES 2-Other | Complete | 100% | \$1,051,742 | \$1,372,625 | \$320,883 | \$0 | |
| H DW Roofing 2020-I 3-ES 1-Other | Complete | 100% | \$2,182,195 | \$2,390,300 | \$208,105 | \$0 | |
| H DW Roofing 2020-II 4-ES 1-MS 1-HS | Complete | 100% | \$1,398,952 | \$1,032,486 | (\$366,466) | \$0 | |
| H DW Security Glass 2020-I 13-ES | Complete | 100% | \$88,000 | \$52,125 | (\$35,875) | \$7,829 | |
| Hackberry Hill ES Efficiency & Future Ready | Complete | 100% | \$708,508 | \$551,787 | (\$156,721) | \$0 | |
| Hutchinson ES Efficiency & Future Ready | Complete | 100% | \$1,849,313 | \$1,770,012 | (\$79,301) | \$89,801 | |
| Hutchinson ES FF&E | Complete | 100% | \$288,750 | \$93,708 | (\$195,042) | \$0 | |
| Jefferson HS Addition & General Upgrades | Complete | 100% | \$12,225,139 | \$12,137,770 | (\$87,369) | \$341,668 | |
| Ken Caryl MS FACS CR + Bldg Signage | Complete | 100% | \$343,200 | \$374,447 | \$31,247 | \$22,608 | |
| Kendrick Lakes ES FF&E | Complete | 100% | \$658,840 | \$612,175 | (\$46,665) | \$0 | |
| Lukas ES Efficiency & Future Ready | Complete | 100% | \$1,106,650 | \$1,147,495 | \$40,845 | \$0 | |
| Lukas ES FF&E | Complete | 100% | \$151,450 | \$86,577 | (\$64,873) | \$0 | |
| Lumberg ES Addition & General Upgrades | Complete | 100% | \$7,397,620 | \$7,302,442 | (\$95,178) | \$298,902 | |
| Manning School Addition & General Upgrades | Complete | 100% | \$6,403,971 | \$6,355,245 | (\$48,726) | \$29,972 | |
| Parmalee ES Addition & General Upgrades | Complete | 100% | \$3,571,423 | \$4,178,109 | \$606,686 | \$40,777 | SC |
| Pomona HS Addition & General Upgrades | Complete | 100% | \$9,368,604 | \$8,776,421 | (\$592,183) | \$0 | |
| Ralston ES Efficiency & Future Ready | Complete | 100% | \$827,236 | \$916,564 | \$89,327 | \$102,488 | |
| Semper ES Efficiency & Future Ready | Complete | 100% | \$1,540,562 | \$1,582,813 | \$42,251 | \$0 | |
| Stober ES Efficiency & Future Ready | Complete | 100% | \$3,492,085 | \$3,413,009 | (\$79,076) | \$142,252 | |

| Fiscal Plan Year: 2020 | Work Progress | | Budget Summary | | | | | |
|------------------------|---|----------|----------------|----------------------|----------------------|---------------------|--------------------|----------|
| | Project Description | Phase | % | Original | Current | Variance | Haz-Mat | Notes |
| | Stober ES FF&E | Complete | 100% | \$78,750 | \$190,522 | \$111,772 | \$0 | |
| | Three Creeks K-8 FF&E | Complete | 100% | \$0 | \$194,960 | \$194,960 | \$0 | |
| | Trailblazer Stadium Efficiency & Future Ready | Complete | 100% | \$4,415,250 | \$4,275,888 | (\$139,362) | \$0 | |
| | Vivian ES Efficiency & Future Ready | Complete | 100% | \$1,506,673 | \$1,752,143 | \$245,470 | \$116,661 | |
| | Wayne Carle MS Addition & General Upgrades | Complete | 100% | \$5,201,180 | \$4,901,563 | (\$299,617) | \$0 | |
| | Welchester ES Efficiency & Future Ready | Complete | 100% | \$1,407,615 | \$1,726,787 | \$319,172 | \$60,146 | |
| | Welchester ES FF&E | Complete | 100% | \$288,750 | \$80,358 | (\$208,392) | \$0 | |
| | West Jefferson MS Efficiency & Future Ready | Complete | 100% | \$1,809,680 | \$1,693,835 | (\$115,845) | \$0 | |
| | Westridge ES HVAC | Complete | 100% | \$780,720 | \$1,536,383 | \$755,663 | \$0 | OB,EC,SC |
| | Wilmot ES FF&E | Complete | 100% | \$304,500 | \$347,176 | \$42,676 | \$0 | |
| | Witt ES Efficiency & Future Ready | Complete | 100% | \$1,737,130 | \$2,006,960 | \$269,830 | \$103,815 | |
| | Witt ES FF&E | Complete | 100% | \$220,350 | \$127,368 | (\$92,982) | \$0 | |
| | 2020 Subtotals: | | | \$164,333,381 | \$185,831,948 | \$18,752,762 | \$2,745,804 | |

| Fiscal Plan Year: 2019 | Work Progress | | Budget Summary | | | | | |
|------------------------|--|-----------|----------------|--------------|--------------|--------------|-----------|----------|
| | Project Description | Phase | % | Original | Current | Variance | Haz-Mat | Notes |
| | Alameda HS Addition & General Upgrades | Close Out | 100% | \$19,055,745 | \$30,102,523 | \$11,046,778 | \$0 | UC,SC |
| | Alameda Int'l Jr-Sr Asbestos Abatement | Close Out | 100% | \$0 | \$2,531,887 | \$2,531,887 | \$0 | MC |
| | Charter Collegiate Academy of Colorado General Upgrades | Close Out | 100% | \$3,090,152 | \$3,719,749 | \$629,597 | \$0 | PI |
| | Adams ES FF&E | Complete | 100% | \$324,450 | \$155,779 | (\$168,671) | \$0 | |
| | Arvada HS Addition & General Upgrades | Complete | 100% | \$12,018,096 | \$15,234,824 | \$3,216,728 | \$222,010 | UC,OB,EC |
| | Arvada K8 FF&E | Complete | 100% | \$0 | \$709,697 | \$709,697 | \$0 | 19M |
| | Charter Addenbrooke Classical Academy General Upgrades | Complete | 100% | \$3,090,152 | \$3,828,963 | \$738,811 | \$0 | PI |
| | Charter Mountain Phoenix Community School General Upgrad | Complete | 100% | \$3,090,152 | \$3,832,235 | \$742,083 | \$0 | PI |
| | Charter-Compass Montessori Golden Debt Repayment | Complete | 100% | \$3,090,152 | \$4,246,502 | \$1,156,350 | \$0 | CC |
| | Charter-Jefferson Acad. Secondary Addition | Complete | 100% | \$6,180,304 | \$6,213,940 | \$33,636 | \$0 | CC,PI |
| | Charter-Rocky Mtn Acad. Evergreen Debt Repayment | Complete | 100% | \$3,090,152 | \$3,101,864 | \$11,712 | \$0 | PI |
| | Charter-Two Roads Arvada Debt Repayment | Complete | 100% | \$3,090,152 | \$3,104,376 | \$14,224 | \$0 | PI |
| | Charter-Woodrow Wilson Academy Debt Repayment | Complete | 100% | \$3,090,152 | \$3,101,768 | \$11,616 | \$0 | PI |
| | Columbine HS Addition & General Upgrades | Complete | 100% | \$11,482,013 | \$17,847,095 | \$6,365,082 | \$272,854 | UC,SC,OB |
| | Creighton MS FF&E | Complete | 100% | \$0 | \$162,251 | \$162,251 | \$0 | |
| | Evergreen HS Storm Drain Repair | Complete | 100% | \$0 | \$389,281 | \$389,281 | \$0 | |
| | Everitt MS Library Renovation | Complete | 100% | \$545,789 | \$545,789 | \$0 | \$0 | |
| | Green Mountain HS Addition & General Upgrades | Complete | 100% | \$11,105,728 | \$12,169,414 | \$1,063,686 | \$70,021 | MC,UC,SC |
| | H DW Building Lighting 1-MS | Complete | 100% | \$299,775 | \$946,487 | \$646,712 | \$0 | 19M |
| | H DW Curtain Riggings 8-HS | Complete | 100% | \$0 | \$173,922 | \$173,922 | \$0 | |
| | H DW FF&E Allocation 8-ES 3-Other | Complete | 100% | \$0 | \$43,746 | \$43,746 | \$0 | |
| | H DW Field Improvements 1-MS 8-HS 1-Other | Complete | 100% | \$12,157,500 | \$20,327,403 | \$8,169,903 | \$0 | SC,19M |
| | H DW Fire Alarms 1-ES 1-MS 1-HS 1-Other | Complete | 100% | \$64,877 | \$177,130 | \$112,254 | \$0 | |
| | H DW Flooring 12-ES 4-Other | Complete | 100% | \$886,851 | \$1,563,346 | \$676,495 | \$321,861 | 19M |
| | H DW Gym Divider Curtains 6-MS 1-Other | Complete | 100% | \$0 | \$336,487 | \$336,487 | \$0 | |
| | H DW HVAC 2-MS | Complete | 100% | \$185,913 | \$1,500,354 | \$1,314,441 | \$0 | 19M |
| | H DW IT Cameras 51-ES 1-HS 2-Other | Complete | 100% | \$774,304 | \$665,351 | (\$108,953) | \$0 | |
| | H DW Irrigation 2-ES 1-MS 2-HS | Complete | 100% | \$0 | \$513,353 | \$513,353 | \$0 | 19M |
| | H DW Modular Bldg Removal 8-ES 1-MS 2-Other | Complete | 100% | \$0 | \$408,390 | \$408,390 | \$0 | |
| | H DW Paving 6-ES 1-MS | Complete | 100% | \$799,050 | \$1,645,759 | \$846,709 | \$0 | 19M |

| Fiscal Plan Year: 2019 | Work Progress | | Budget Summary | | | | |
|--|---------------|------|----------------------|----------------------|---------------------|--------------------|----------|
| Project Description | Phase | % | Original | Current | Variance | Haz-Mat | Notes |
| H DW Playgrounds 4-ES 3-Other | Complete | 100% | \$873,810 | \$1,566,807 | \$692,997 | \$0 | 19M |
| H DW Roofing 3-ES 1-HS | Complete | 100% | \$2,504,598 | \$4,139,927 | \$1,635,329 | \$0 | SC |
| H DW Security Glass 9-ES | Complete | 100% | \$67,997 | \$43,303 | (\$24,694) | \$6,504 | |
| H DW Site Lighting 4-ES 2-Other | Complete | 100% | \$130,000 | \$807,114 | \$677,114 | \$0 | 19M |
| H North Area Transportation-Joyce Renovation | Complete | 100% | \$349,400 | \$467,466 | \$118,066 | \$0 | |
| H North Area Transportation-Joyce Site Acquisition | Complete | 100% | \$7,000,600 | \$7,000,600 | \$0 | \$0 | |
| Ken Caryl MS FF&E | Complete | 100% | \$0 | \$188,133 | \$188,133 | \$0 | |
| Kendrick Lakes ES Replace School | Complete | 100% | \$22,743,115 | \$20,228,867 | (\$2,514,248) | \$181,141 | MC |
| Pomona HS FF&E | Complete | 100% | \$0 | \$90,910 | \$90,910 | \$0 | |
| Ralston Valley HS Roofing | Complete | 100% | \$0 | \$1,670,244 | \$1,670,244 | \$0 | 19M |
| Summit Ridge MS FF&E | Complete | 100% | \$0 | \$192,838 | \$192,838 | \$0 | |
| Three Creeks K-8 Addition & General Upgrades | Complete | 100% | \$4,931,850 | \$5,664,653 | \$732,803 | \$0 | MC,OB |
| West Jefferson MS FF&E | Complete | 100% | \$395,000 | \$361,376 | (\$33,624) | \$0 | |
| Wilmot ES Addition & General Upgrades | Complete | 100% | \$3,212,843 | \$8,164,168 | \$4,951,325 | \$95,628 | MC,UC,OB |
| 2019 Subtotals: | | | \$139,720,671 | \$191,056,089 | \$50,165,399 | \$1,170,019 | |

Report Reference

Work Progress Columns:

- Phase The current phase of the project life cycle as most recently reported by the project manager
- % An estimate of payable work progress calculated from the latest status and forecast in the project management system

Budget Summary Columns:

- Original The original estimated budget for the project scope
- Current The latest revised budget including all approved changes
- Variance The difference between the Original and Current budget
- Haz-Mat Additional budget approved for hazardous materials mitigation
- Notes Abbreviated variance descriptions for projects with significant budget Variance (see translation table below)

Variance Notes

| Note | Description |
|------|---|
| MC | Market Conditions |
| UC | Unforeseen Conditions |
| SC | Scope Change |
| 19M | 19M Program Scope - Initial project budget did not cover hazardous materials. If hazardous materials were identified it was paid out of program contingency. |
| PI | Premium and Interest Earned by Charter |
| OB | Occupied Building |
| EC | Existing Conditions |
| CC | Budget Shared Between Charter Campuses |
| FFE | Additional Fixtures, Furnishings and Equipment (FF&E) scope identified through a full assessment by the FF&E team. This team was not in place until after the initial bond program development. |
| DB | Directed by the Board of Education |
| AC | Additional soft costs. Construction cost change is under \$500,000 |
| R | Scope changes related to Regional Opportunities for Thriving Schools |

Facility Listings for Multi-Site (DW) Projects

| Fiscal Plan Year: 2024 | |
|---|--|
| Project Description | Project Facilities |
| F DW FF&E Allocation 2024 | |
| F DW LED Lighting 2024 4-ES 1-MS 8-HS 2-Other | Belmar School of Integrated Arts, Coronado ES, Dutch Creek ES, Hackberry Hill ES, Lukas ES, Manning School, Wayne Carle MS, Alameda Int'l Jr-Sr HS, Arvada HS, Bear Creek HS, Conifer HS, Jefferson Jr-Sr HS, Lakewood HS, Ralston Valley HS, Standley Lake HS |
| F DW Fire Alarm Upgrades 2-HS | D'Evelyn Jr-Sr HS, Pomona HS |
| F DW Security Glass 2024 13-ES 2-MS 2-HS 6-Other | Adams ES, Belmar School of Integrated Arts, Bradford K-8 South, Bradford K-8 North, Deviny ES, Fairmount ES, Kendallvue ES, Lukas ES, Mount Carbon ES, Normandy ES, Ralston ES, Rooney Ranch ES, Semper ES, Deane ES, Three Creeks K-8, West Woods ES, Wilmot ES, Manning School, McLain Community HS, Long View HS, Bell MS, Wayne Carle MS, Evergreen HS |
| F DW 2023 Hail Damage Repair 4-ES 1-HS | Blue Heron ES, Leawood ES, Parmalee ES, Red Rocks ES, Columbine HS |

| Fiscal Plan Year: 2023 | |
|---|---|
| Project Description | Project Facilities |
| F DW FF&E Allocation | |
| F DW Modular Bldg Removal 2023 | |
| DW Mechanical 2023 1-ES 2-Other | Bradford K-8 South, West Woods ES, Sobesky Academy |
| F DW Athletic Field Lighting 16-HS | D'Evelyn Jr-Sr HS, Alameda Int'l Jr-Sr HS, Arvada HS, Arvada West HS, Bear Creek HS, Chatfield HS, Columbine HS, Dakota Ridge HS, Golden HS, Green Mountain HS, Jefferson Jr-Sr HS, Lakewood HS, Pomona HS, Ralston Valley HS, Standley Lake HS, Wheat Ridge HS |
| F DW CO Detection Upgrades 6-ES 1-HS | Blue Heron ES, Columbine Hills ES, Coronado ES, Dutch Creek ES, Leawood ES, Normandy ES, Columbine HS |
| F DW Receiving School Upgrades 11-ES | Adams ES, Foothills ES, Fremont ES, Green Gables ES, Hutchinson ES, Maple Grove ES, Meiklejohn ES, Powderhorn ES, Secrest ES, Semper ES, Vanderhoof ES |
| F DW Mechanical 2023 1-ES | South Lakewood ES |
| F DW Network Upgrades 2023 | |
| G DW Network Upgrades 2023-Cost Xfer | |
| H DW Playgrounds 2023 2-ES | Edgewater ES, Hutchinson ES |

| Fiscal Plan Year: 2022 | |
|--|--|
| Project Description | Project Facilities |
| G DW Elevator Upgrades 2022 1-ES 1-MS 1-HS | Peck ES, Deer Creek MS, Golden HS |
| G DW LED Lighting 2022 8-ES 4-MS 2-HS 3-Other | Bradford K-8 South, Bradford K-8 North, Lawrence ES, Leawood ES, Meiklejohn ES, Normandy ES, Rooney Ranch ES, Ute Meadows ES, Weber ES, West Woods ES, Brady Exploration School, Creighton MS, Deer Creek MS, Mandalay MS, Moore MS, Chatfield HS, Dakota Ridge HS |
| G DW Modular Bldg Removal 2022 7-ES 1-Other | Glennon Heights ES, Governor's Ranch ES, Lasley ES, Little ES, Molholm ES, South Lakewood ES, Westgate ES, Brady Exploration School |
| G DW Network Upgrades 2022 | |
| G DW Flooring 2022-I 5-ES 3-MS | Governor's Ranch ES, Mount Carbon ES, Peiffer ES, Rooney Ranch ES, Westridge ES, Deer Creek MS, Falcon Bluffs MS, Summit Ridge MS |
| G DW Flooring 2022-II 7-ES | Glennon Heights ES, Little ES, Parr ES, Pennington ES, South Lakewood ES, Swanson ES, Van Arsdale ES |
| G DW Mechanical 2022 3-ES | Campbell ES, Little ES, Van Arsdale ES |
| G DW Paving 2022 5-ES 1-MS | Campbell ES, Little ES, Peiffer ES, South Lakewood ES, Thomson ES, Falcon Bluffs MS |
| G DW Playground 2022-I 4-ES | Glennon Heights ES, Governor's Ranch ES, Mount Carbon ES, Peiffer ES |
| G DW Playground 2022-II 2-ES | Campbell ES, Fairmount ES |

| Fiscal Plan Year: 2022 | |
|--|--|
| Project Description | Project Facilities |
| G DW Roofing 2022 4-ES 1-MS | Campbell ES, Fairmount ES, Pennington ES, South Lakewood ES, Summit Ridge MS |
| G DW Security Glass 2022 7-ES 1-MS 1-HS 1-Other | Bear Creek K-8, Campbell ES, Fairmount ES, Little ES, Parr ES, Pennington ES, South Lakewood ES, Swanson ES, Summit Ridge MS, Arvada West HS |

| Fiscal Plan Year: 2021 | |
|---|--|
| Project Description | Project Facilities |
| G DW LED Lighting 2021 11-ES | Edgewater ES, Elk Creek ES, Emory ES, Kyffin ES, Red Rocks ES, Shaffer ES, Stevens ES, Stony Creek ES, Thomson ES, Warder ES, West Jefferson ES |
| G DW Field Improvements 2021 1-ES 4-HS | Lumberg ES, D'Evelyn Jr-Sr HS, Alameda Int'l Jr-Sr HS, Jefferson Jr-Sr HS, Wheat Ridge HS |
| G DW Flooring 2021 5-ES | Emory ES, Peck ES, Red Rocks ES, Shaffer ES, Westgate ES |
| G DW Mechanical 2021 5-ES | Edgewater ES, Elk Creek ES, Peck ES, Secrest ES, Thomson ES |
| G DW Modular Bldg Removal 2021 5-ES | Kendallvue ES, Kullerstrand ES, Lawrence ES, Slater ES, Vivian ES |
| G DW Paving 2021 3-ES | Parmalee ES, Red Rocks ES, West Jefferson ES |
| G DW Playgrounds 2021 9-ES | Elk Creek ES, Kyffin ES, Normandy ES, Peck ES, Red Rocks ES, Secrest ES, Shaffer ES, Thomson ES, Warder ES |
| G DW Roofing 2021 5-ES | Emory ES, Fitzmorris ES, Lawrence ES, Stevens ES, Westgate ES |
| G DW Security Glass 2021 6-ES 5-MS 1-HS | Dutch Creek ES, Leawood ES, Meiklejohn ES, Red Rocks ES, Rose Stein International ES, Weber ES, Ken Caryl MS, Creighton MS, Drake MS, Mandalay MS, Moore MS, Conifer HS |
| H DW Elevator Upgrades 2021 6-ES 7-MS 9-HS 4-Other | Bear Creek K-8, Emory ES, Lawrence ES, Meiklejohn ES, Peck ES, (No Longer) Free Horizon Montessori, Stevens ES, Wilmot ES, D'Evelyn Jr-Sr HS, Warren Tech North, Warren Tech South, Wayne Carle MS, Carmody MS, Creighton MS, Dunstan MS, Falcon Bluffs MS, Summit Ridge MS, North Arvada MS, Alameda Int'l Jr-Sr HS, Bear Creek HS, Chatfield HS, Golden HS, Jefferson Jr-Sr HS, Lakewood HS, Ralston Valley HS, Wheat Ridge HS |

| Fiscal Plan Year: 2020 | |
|---|--|
| Project Description | Project Facilities |
| H DW Network Upgrades 66-ES 15-MS 15-HS 30-Other | Adams ES, Bear Creek K-8, Blue Heron ES, Belmar School of Integrated Arts, Bergen Valley ES, Bergen Meadow ES, Bradford K-8 South, Bradford K-8 North, Colorow ES, Coal Creek Canyon K-8, Columbine Hills ES, Coronado ES, Devinny ES, Dutch Creek ES, Edgewater ES, Eiber ES, Elk Creek ES, Emory ES, Fairmount ES, Foothills ES, Anderson Preschool, Glennon Heights ES, Governor's Ranch ES, Green Gables ES, Green Mountain ES, Hackberry Hill ES, Hutchinson ES, Irwin Preschool, Sheridan Green ES, Kendallvue ES, Kendrick Lakes ES, Kullerstrand ES, Kyffin ES, Lasley ES, Leawood ES, Lukas ES, Lumberg ES, Maple Grove ES, Marshdale ES, Mitchell ES, Molholm ES, Mortenson ES, Mount Carbon ES, Normandy ES, Parmalee ES, Patterson International School, Patterson Cottages, Pennington ES, Peiffer ES, (No Longer) Free Horizon Montessori, Powderhorn ES, Prospect Valley ES, Ralston ES, Red Rocks ES, Rooney Ranch ES, Ryan ES, Semper ES, Shaffer ES, Shelton ES, Slater ES, Deane ES, South Lakewood ES, Rose Stein International ES, Stein Cottages, Stober ES, Stevens ES, Stony Creek ES, Three Creeks K-8, Litz Preschool, Ute Meadows ES, Vivian ES, Welchester ES, Westgate ES, West Jefferson ES, Westridge ES, Wilmore Davis ES, Wilmot ES, Witt ES, Brady Exploration School, Dennison ES, D'Evelyn Jr-Sr HS, Manning School, McLain Community HS, Jeffco Open School, Miller Special School, Warren Tech Central, Warren Tech South, Bell MS, Wayne Carle MS, Ken Caryl MS, Carmody MS, Creighton MS, Deer Creek MS, Drake MS, Dunstan MS, Evergreen MS, Everitt MS, Falcon Bluffs MS, Mandalay MS, Moore MS, Summit Ridge MS, West Jefferson MS, Alameda Int'l Jr-Sr HS, Arvada West HS, Bear Creek HS, Chatfield HS, Columbine HS, Conifer HS, Dakota Ridge HS, Evergreen HS, Golden HS, Green Mountain HS, Jefferson Jr-Sr HS, Lakewood HS, Standley Lake HS, Wheat Ridge HS, 809 Bldg 1 Service Center Bldg 1, Jeffco Stadium 6th & Kipling, Lakewood Memorial Stadium, Trailblazer Stadium, Connections Learning Center, Sobesky Academy, South Area Transportation Center, West Area Transportation Center, Education Service Center, 581 Conference Place |
| H DW Elevator Upgrades 3-ES 5-MS 3-HS 2-Other | Bear Creek K-8, Lawrence ES, Peck ES, Wilmot ES, Carmody MS, Creighton MS, Deer Creek MS, Falcon Bluffs MS, Mandalay MS, Bear Creek HS, Conifer HS, Dakota Ridge HS, Education Service Center |
| H DW Field Improvements 11-HS | Arvada HS, Arvada West HS, Chatfield HS, Columbine HS, Conifer HS, Dakota Ridge HS, Golden HS, Green Mountain HS, Lakewood HS, Pomona HS, Standley Lake HS |
| H DW Fire Sprinklers Replacement 3-ES 1-MS 1-Other | Bradford K-8 North, Rooney Ranch ES, Ryan ES, Van Arsdale ES, Deer Creek MS |

| Fiscal Plan Year: 2020 | |
|--|--|
| Project Description | Project Facilities |
| H DW Flooring 2020-I 2-ES 2-Other | Fitzmorris ES, Lasley ES, (No Longer) Free Horizon Montessori, Miller Special School |
| H DW Flooring 2020-II 4-ES | Allendale ES, Fairmount ES, Thomson ES, West Woods ES |
| H DW HVAC 2020 2-ES 1-Other | Patterson International School, Stott ES, Ryan ES |
| H DW IT Cameras 2020 24-ES 6-MS 9-HS 14-Other | Allendale ES, Arvada K-8, Bear Creek K-8, Belmar School of Integrated Arts, Bradford K-8 South, Campbell ES, Bradford K-8 North, Coal Creek Canyon K-8, Coronado ES, Elk Creek ES, Fairmount ES, Fremont ES, Glennon Heights ES, Irwin Preschool, Meiklejohn ES, Mitchell ES, Mortenson ES, Ralston ES, Stott ES, Shaffer ES, Shelton ES, Slater ES, South Lakewood ES, Stony Creek ES, Litz Preschool, Vanderhoof ES, Van Arsdale ES, Ute Meadows ES, Welchester ES, West Jefferson ES, West Woods ES, Brady Exploration School, Dennison ES, D'Evelyn Jr-Sr HS, Jeffco Open School, Miller Special School, Warren Tech Central, Long View HS, Warren Tech North, Deer Creek MS, Evergreen MS, Everitt MS, Mandalay MS, Oberon MS, North Arvada MS, Bear Creek HS, Dakota Ridge HS, Evergreen HS, Pomona HS, Ralston Valley HS, Standley Lake HS, Wheat Ridge HS, Connections Learning Center |
| H DW LED Lighting - Interior 17-ES 1-Other | Columbine Hills ES, Devinny ES, Fitzmorris ES, Sheridan Green ES, Kullerstrand ES, Lasley ES, Maple Grove ES, Patterson International School, Peck ES, Powderhorn ES, Stott ES, Ryan ES, Secrest ES, Deane ES, Vanderhoof ES, Westgate ES, Westridge ES, Dennison ES |
| H DW Modular Bldg Removal 2020 8-ES 1-MS 1-HS | Adams ES, Devinny ES, Eiber ES, Hutchinson ES, Kyffin ES, Leawood ES, Normandy ES, Peck ES, Deer Creek MS, Pomona HS |
| H DW Paving 2020-I 2-ES 1-MS | Columbine Hills ES, Lawrence ES, Everitt MS |
| H DW Paving 2020-II 3-ES 1-Other | Bradford K-8 North, Mitchell ES, Ryan ES, Shelton ES |
| H DW Playgrounds 2020 8-ES 2-Other | Allendale ES, Columbine Hills ES, Sheridan Green ES, Kendallvue ES, (No Longer) Free Horizon Montessori, Stott ES, Stony Creek ES, Vanderhoof ES, Westridge ES, Miller Special School |
| H DW Roofing 2020-I 3-ES 1-Other | Green Mountain ES, Lasley ES, Parr ES, Patterson International School |
| H DW Roofing 2020-II 4-ES 1-MS 1-HS | Kullerstrand ES, Little ES, Swanson ES, Thomson ES, Carmody MS, Evergreen HS |
| H DW Security Glass 2020-I 13-ES | Edgewater ES, Elk Creek ES, Green Mountain ES, Kyffin ES, Mitchell ES, Peck ES, Secrest ES, Shaffer ES, Shelton ES, Slater ES, Stevens ES, Thomson ES, Warder ES |

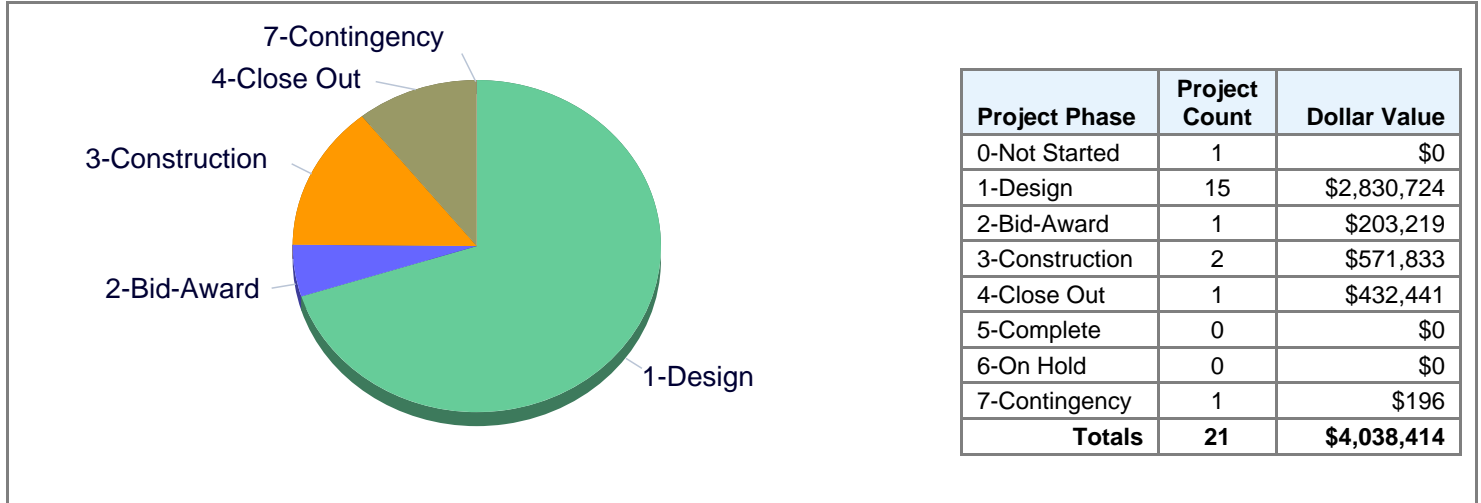
| Fiscal Plan Year: 2019 | |
|--|---|
| Project Description | Project Facilities |
| H DW Building Lighting 1-MS | North Arvada MS |
| H DW Curtain Riggings 8-HS | Alameda Int'l Jr-Sr HS, Arvada West HS, Bear Creek HS, Evergreen HS, Golden HS, Lakewood HS, Pomona HS, Wheat Ridge HS |
| H DW FF&E Allocation 8-ES 3-Other | Allendale ES, Belmar School of Integrated Arts, Dutch Creek ES, Green Gables ES, Lukas ES, Maple Grove ES, Parmalee ES, Wilmot ES, Witt ES, 809 Bldg 4 Service Center Bldg 4, North Area Transportation Center - Joyce |
| H DW Field Improvements 1-MS 8-HS 1-Other | Three Creeks K-8, West Jefferson MS, Arvada HS, Chatfield HS, Conifer HS, Dakota Ridge HS, Evergreen HS, Golden HS, Lakewood HS, Ralston Valley HS |
| H DW Fire Alarms 1-ES 1-MS 1-HS 1-Other | Red Rocks ES, D'Evelyn Jr-Sr HS, Mandalay MS, 809 Bldg 1 Service Center Bldg 1 |
| H DW Flooring 12-ES 4-Other | Belmar School of Integrated Arts, Bergen Meadow ES, Bradford K-8 South, Bradford K-8 North, Eiber ES, Foothills ES, Green Mountain ES, Hutchinson ES, Sheridan Green ES, Kullerstrand ES, Lukas ES, (No Longer) Free Horizon Montessori, Vivian ES, Welchester ES, Westridge ES, Wilmore Davis ES |
| H DW Gym Divider Curtains 6-MS 1-Other | Manning School, Ken Caryl MS, Carmody MS, Drake MS, Everitt MS, Oberon MS, North Arvada MS |
| H DW HVAC 2-MS | Bell MS, Drake MS |
| H DW IT Cameras 51-ES 1-HS 2-Other | Adams ES, Blue Heron ES, Bergen Valley ES, Bergen Meadow ES, Colorow ES, Columbine Hills ES, Devinny ES, Dutch Creek ES, Edgewater ES, Fitzmorris ES, Foothills ES, Foster ES, Governor's Ranch ES, Green Gables ES, Green Mountain ES, Hackberry Hill ES, Hutchinson ES, Sheridan Green ES, Kendallvue ES, Kullerstrand ES, Lasley ES, Lawrence ES, Leawood ES, Little ES, Lukas ES, Lumberg ES, Molholm ES, Mount Carbon ES, Normandy ES, Parr ES, Parmalee ES, Patterson International School, Pennington ES, Peck ES, Peiffer ES, (No Longer) Free Horizon Montessori, Powderhorn ES, Red Rocks ES, Rooney Ranch ES, Ryan ES, Secrest ES, Semper ES, Deane ES, Rose Stein International ES, Stober ES, Swanson ES, Thomson ES, Vivian ES, Warder ES, Westgate ES, Westridge ES, Wilmore Davis ES, Wilmot ES, Columbine HS |
| H DW Irrigation 2-ES 1-MS 2-HS | Colorow ES, Deane ES, D'Evelyn Jr-Sr HS, Evergreen MS, Pomona HS |



| Fiscal Plan Year: 2019 | |
|--|--|
| Project Description | Project Facilities |
| H DW Modular Bldg Removal 8-ES 1-MS 2-Other | Campbell ES, Fremont ES, Green Gables ES, Peck ES, Peiffer ES, Swanson ES, Stony Creek ES, Westridge ES, Miller Special School, Warren Tech Central, Carmody MS |
| H DW Paving 6-ES 1-MS | Devinny ES, Fitzmorris ES, Hackberry Hill ES, Maple Grove ES, Peck ES, Ryan ES, Evergreen MS |
| H DW Playgrounds 4-ES 3-Other | Belmar School of Integrated Arts, Columbine Hills ES, Patterson International School, (No Longer) Free Horizon Montessori, Ralston ES, Welchester ES, Wilmore Davis ES |
| H DW Roofing 3-ES 1-HS | Eiber ES, Green Gables ES, Wilmot ES, Lakewood HS |
| H DW Security Glass 9-ES | Allendale ES, Devinny ES, Sheridan Green ES, Lawrence ES, Stott ES, Ryan ES, Vanderhoof ES, Westridge ES, Dennison ES |
| H DW Site Lighting 4-ES 2-Other | Belmar School of Integrated Arts, Eiber ES, Foothills ES, Ralston ES, Welchester ES, 809 Campus Service Center Campus |

24M Capital Program 2023-24

Program Dollar Value by Phase



Program Narrative

The 24M Capital Program represents Fiscal Year 2024 planned projects that are expected to complete in Fiscal Year 2025. These projects are reviewed by the Capital Asset Advisory Committee.

The 24M Hail Damage Repair project (to include repairs at 5 sites) is not included in these numbers and is projected at 1.6 mil pending board approval on 3/15/24.

Occupancy Deadlines At Risk

| Occupancy Deadlines At Risk | | | | Finish Date | |
|-----------------------------|---------------|------------|--------------|-------------|----------|
| Priority | Facility Name | Project ID | Project name | Target | Forecast |

Program Contingency and Remaining Funds

| Program Contingency (Unallocated) | Forecast Remaining Funds in Projects | Net Remaining Program Funds |
|-----------------------------------|--------------------------------------|-----------------------------|
| \$196 | (\$440,000) | (\$439,804)* |

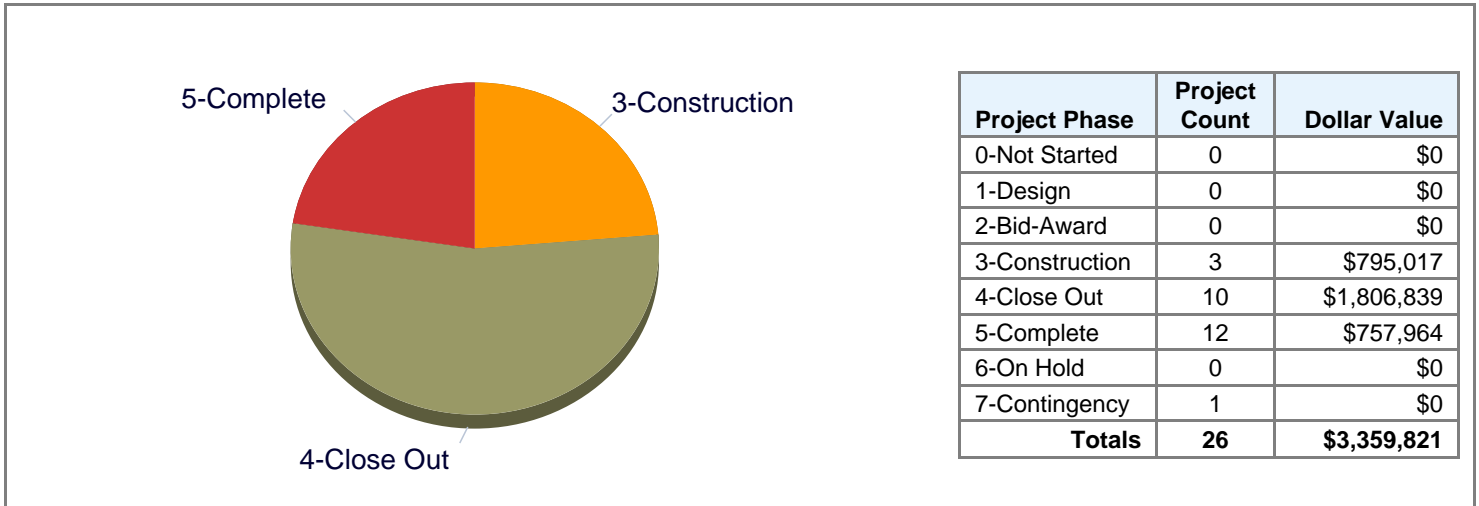
*This amount is due to the ADA work at Jeffco Stadium and the new turf at Trailblazer stadium.

24M Capital Program 2023-24 - Project Detail

| Project Description | Work Progress | | Capital Budget | Other Funding Sources |
|---|---------------|------|--------------------|-----------------------|
| | Phase | % | | |
| 24M DW Small Projects 2 Allocation | Not Started | 0% | \$0 | \$0 |
| 24M DW FF&E Allocation | Design | 13% | \$45,000 | \$0 |
| 24M DW HVAC Assessment | Design | 40% | \$167,580 | \$0 |
| 24M DW Planning & Design Allocation | Design | 3% | \$215,000 | \$0 |
| 24M DW Property Disposal Allocation | Design | 40% | \$148,300 | \$0 |
| 24M DW Small Projects 1 Allocation | Design | 31% | \$820,088 | \$0 |
| 24M DW Temp Bldg Lease Allocation | Design | 72% | \$80,409 | \$0 |
| 24M DW Utilization Allocation | Design | 1% | \$100,000 | \$0 |
| 24M DW Water Engineering Allocation | Design | 23% | \$111,000 | \$0 |
| 24M DW Westminster Fire Sprinkler Updates | Design | 6% | \$50,000 | \$0 |
| 24M Devinny ES Retaining Wall Replacement | Design | 0% | \$249,474 | \$0 |
| 24M Jeffco Stadium Accessibility Improvements | Design | 1% | \$46,870 | \$0 |
| 24M NAT Indiana Office Remodel | Design | 0% | \$20,000 | \$0 |
| 24M Trailblazer Stadium Turf Replacement | Design | 1% | \$600,000 | \$0 |
| 24M Wayne Carle MS Structural Repair | Design | 94% | \$177,003 | \$0 |
| 24M Alameda HS Auditorium & Gym HVAC | Bid-Award | 43% | \$203,219 | \$0 |
| 24M DW 2023 Hail Damage Repair | Construction | 59% | \$162,200 | \$0 |
| 24M DW Safety & Security Upgrades | Construction | 30% | \$409,633 | \$0 |
| 24M Bear Creek K-8 Boiler Replacement | Close Out | 100% | \$432,441 | \$0 |
| 24M Program Contingency | Contingency | 0% | \$196 | \$0 |
| Program Totals: | | | \$4,038,414 | \$0 |

23M Capital Program 2023-24

Program Dollar Value by Phase



Program Narrative

The 23M Capital Program represents Fiscal Year 2023 planned projects that are expected to complete in Fiscal Year 2024. These projects are reviewed by the Capital Asset Advisory Committee.

Occupancy Deadlines At Risk

| Priority | Facility Name | Project ID | Project name | Finish Date | |
|----------|---------------|------------|--------------|-------------|----------|
| | | | | Target | Forecast |

Program Contingency and Remaining Funds

| Program Contingency (Unallocated) | Forecast Remaining Funds in Projects | Net Remaining Program Funds |
|-----------------------------------|--------------------------------------|-----------------------------|
| \$0 | \$19 | \$19 |

23M Capital Program 2023-24 - Project Detail

| Project Description | Work Progress | | Capital Budget | Other Funding Sources |
|---|---------------|------|--------------------|-----------------------|
| | Phase | % | | |
| 23M Alameda HS Stride Clinic | Construction | 96% | \$360,000 | \$500,000 |
| 23M DW Small Projects 1 Allocation | Construction | 100% | \$425,017 | \$93,133 |
| 23M DW Small Projects 2 Allocation | Construction | 100% | \$10,000 | \$0 |
| 23M DW Exterior Lighting | Close Out | 100% | \$208,034 | \$0 |
| 23M DW FF&E Allocation | Close Out | 100% | \$45,000 | \$0 |
| 23M DW Planning & Design Allocation | Close Out | 100% | \$220,559 | \$0 |
| 23M DW Property Disposal Allocation | Close Out | 100% | \$488 | \$0 |
| 23M DW Temp Bldg Lease Allocation | Close Out | 100% | \$94,815 | \$0 |
| 23M DW Utilization Allocation | Close Out | 100% | \$94,343 | \$0 |
| 23M DW Water Engineering Allocation | Close Out | 100% | \$103,898 | \$0 |
| 23M Lakewood HS Gym Floor Replacement | Close Out | 100% | -\$36,474 | \$339,954 |
| 23M Meyers Pool Parking Lot | Close Out | 100% | \$31,488 | \$73,577 |
| 23M Wheat Ridge HS Replace Field Turf | Close Out | 100% | \$1,044,689 | \$12,000 |
| 23M Adams ES HVAC UV Lighting | Complete | 100% | \$804 | \$0 |
| 23M Alameda HS School-Funded Add-Ons | Complete | 100% | \$0 | \$27,042 |
| 23M Arvada HS Mechanical Piping Changes | Complete | 100% | \$63,738 | \$0 |
| 23M Columbine Hills ES HVAC UV Lighting | Complete | 100% | \$2,695 | \$0 |
| 23M DW Fire Alarm Upgrade | Complete | 100% | \$113,620 | \$0 |
| 23M Dunstan MS Roof Repair | Complete | 100% | \$284,436 | \$281,587 |
| 23M Lukas ES HVAC UV Lighting | Complete | 100% | \$804 | \$0 |
| 23M Parr ES HVAC UV Lighting | Complete | 0% | \$0 | \$0 |
| 23M Security Office Renovation | Complete | 100% | \$102,584 | \$0 |
| 23M Shadow Mountain Diversion | Complete | 100% | \$189,285 | \$0 |
| 23M Ute Meadows ES HVAC UV Lighting | Complete | 0% | \$0 | \$0 |
| 23M Witt ES HVAC UV Lighting | Complete | 0% | \$0 | \$0 |
| 23M Program Contingency | Contingency | 0% | \$0 | \$0 |
| Program Totals: | | | \$3,359,821 | \$1,327,293 |

**Department of Construction Management
Program Financial Summary Report**



Date: Mar 12, 2024

| Program | Program Contingency (Unallocated) | Forecast Remaining Funds in Projects | Net Remaining Program Funds |
|-------------------------------------|--|---|--|
| H/G/F 2018 Capital Improvement Plan | \$466,357 | (\$11,556) | \$454,801 |
| 24M 24M Mini Program 2024-25 | \$196 | (\$440,000) | (\$439,804) |
| 23M 23M Mini Program 2023-24 | \$0 | \$19 | \$19 |
| Total: | \$466,553 | (\$451,537) | \$15,016 |